



ASSEMBLY OF STANDARD ANTI TIP HARDWARE




TOOLS REQUIRED:

DIAGONAL CUTTER
TAPE MEASURE


- a) REMOVE STICK BACK COVER AND PLACE WIRE HOLDERS ON BACK OF UNIT & WALL – SAME HEIGHT FROM FLOOR



- b) SLIDE TIE THROUGH WALL HOLDER – WITH CONNECTOR TO OUTSIDE



- d) FEED TIE THROUGH HOLDER ON UNIT BACK – FEED THROUGH CONNECTOR



- e) TIGHTEN TIE TO DESIRED DEPTH FROM WALL – CUT OFF EXCESS

